

TEMPERATURE COMPENSATED CRYSTAL OSCILLATOR UNIT WITH LVDS OUTPUT IN CERAMIC SEAM SEAL SMD PACKAGE, SIZE 3.2 X 2.5MM.


STCP3_D

PRODUCT FEATURES

- TCXO IN SMALL SMD PACKAGE SIZE 3.2 X 2.5 X 1.6MM WITH 6 PADS.
- CONFIGURABLE IN A WIDE FREQUENCY RANGE.
- LOW INTEGRATED PHASE JITTER 1.5PS RMS TYPICAL.

APPLICATIONS

- WIRELESS AND GPS
- TEST AND MEDICAL EQUIPMENT
- HIGH ACCURACY SIGNAL GENERATION
- RADIO SIGNALS



PRODUCT SPECIFICATIONS

PARAMETER	SYMBOL	PARAMETER VALUES / LIMITS	CONDITIONS / REMARKS
NOMINAL FREQUENCY	F_N	10 ~ 1,450MHz	—
SUPPLY VOLTAGE RANGE	V_{DD}	2.5V OR 3.3V	—
SUPPLY CURRENT CONSUMPTION	I_{DD}	25 ~ 45mA	NOTE 1
INITIAL CALIBRATION TOLERANCE	$\Delta f/F_N$	± 1.0 PPM	@+25°C
OVERALL FREQUENCY STABILITY	$\Delta f/F_N$	$\pm 1.0 \sim \pm 2.5$ PPM	DEFAULT ± 2.5 PPM
OPERATING TEMPERATURE RANGE	T_{OP}	-40°C ~ +85°C	DEFAULT, OTHERS PLEASE SEND REQUEST
AGING PER YEAR	$(\Delta f/F_N)y$	± 1 PPM	@+25°C
OUTPUT WAVEFORM / LOAD	— / C_L	LVDS / 100Ω	—
OUTPUT VOLTAGE LEVELS	V_{OH}/V_{OL}	1.4V TYP / 1.0 TYP	(TIA/EIA-644)
RISE AND FALL TIMES	t_R AND t_F	0.2ns TYP; 0.4ns MAX	@20%~80%~20% V_{DD}
OUTPUT SYMMETRY (DUTY CYCLE)	DC	50±5%	@50% V_{DD}
INTEGRATED PHASE JITTER RMS	J_{RMS}	1.5ps TYP / <400fs	@1kHz~20MHz / 2MHz~20MHz
STANDBY FUNCTION (ENABLE/DISABLE ON PIN 2)	E/D	PIN2 = HIGH OR OPEN -> OUTPUT ACTIVE PIN2 = LOW -> OUTPUT HIGH IMPEDANCE	• OUTPUT HIGH IMPEDANCE = TRI-STATE • PIN2 CAN BE LEFT OPEN = FLOATING
STANDBY CURRENT CONSUMPTION	I_{STB}	18mA	TYPICAL

NOTE 1: CURRENT CONSUMPTION VARIES WITHIN THIS RANGE DEPENDING ON FREQUENCY AND SUPPLY VOLTAGE.

MECHANICAL DIMENSIONS

RECOMMENDED LAND PATTERN

PAD	FUNCTION
1	N.C.
2	ENABLE / DISABLE [E/D] *
3	GROUND [GND]
4	OUTPUT
5	COMPLEMENTARY OUTPUT or N.C. for HCMOS output type
6	SUPPLY VOLTAGE [Vdd]

* Open connection (floating) of this input is prohibited, connect it to Vdd if not used.

Ceramic seam seal TCXO package
3.2x2.5mm with 6 pads

CTC32P-P6 2018-12 A

No scale Unit: mm

TEMPERATURE COMPENSATED CRYSTAL OSCILLATOR UNIT WITH LVDS OUTPUT IN CERAMIC SEAM SEAL SMD PACKAGE, SIZE 3.2 X 2.5MM.

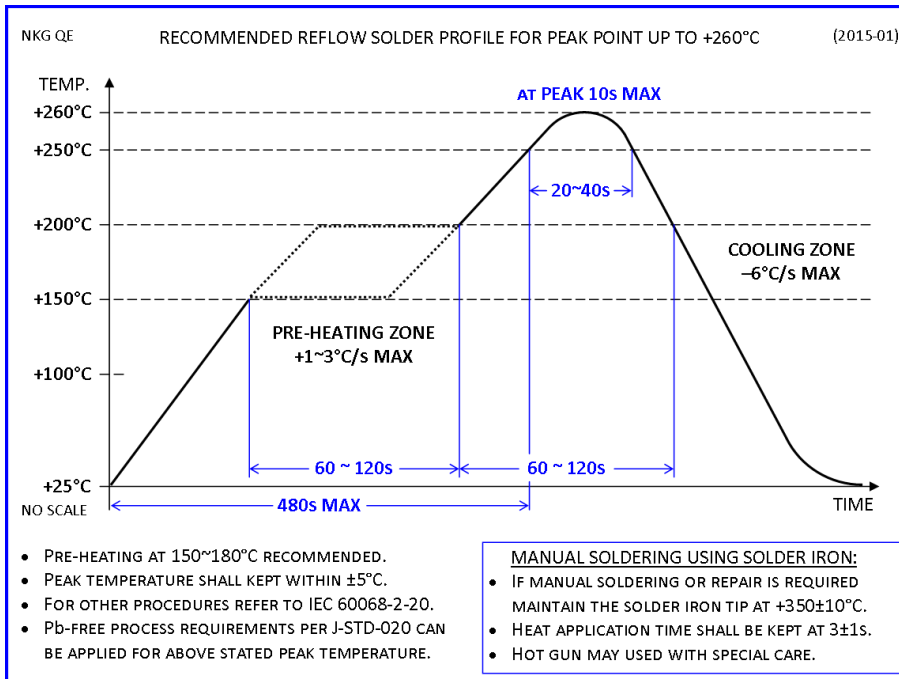
STCP3_D

ENVIRONMENTAL COMPLIANCE INFORMATION

- ROHS 6/6 COMPLIANT (DIRECTIVE 2011/65/EC) AND LEAD-FREE.
- COMPLIANT TO ROHS 2 (DIRECTIVE 2015/863) (ALSO CALLED ROHS 10).
- HALOGEN-FREE PER DEFINITION OF IEC 61249-2-21 2033.
- NONE-USE OF SVHCS PER REACH IS CURRENTLY GIVEN, CONTINUOUSLY MONITORED AND UPDATED AS THE COMMISSION ISSUES NEW RELEASES.
- PRODUCT DOES NOT CONTAIN ANY PHTHALATES (PHS).
- PRODUCT DOES NOT CONTAIN PVC (POLYVINYL CHLORIDE).
- PRODUCT DOES NOT CONTAIN PFOS/PFOA NOR BEING SAME USED TO MANUFACTURE THE COMPONENTS OF THIS PRODUCT.
- MOISTURE SENSITIVITY LEVEL (MSL) 1 PER J-STD-020C.

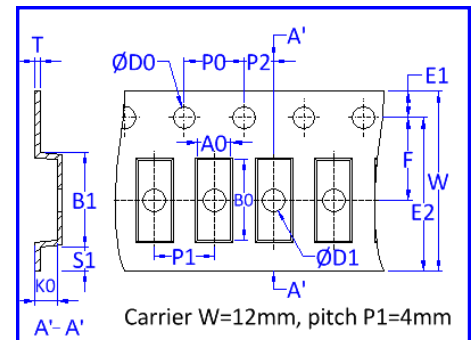


SOLDERING RECOMMENDATIONS



PACKAGING INFORMATION

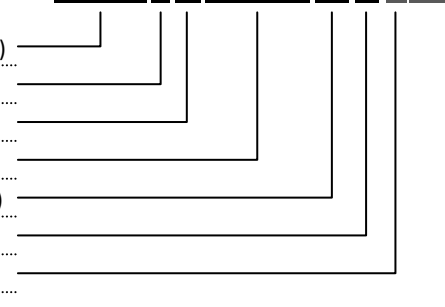
- PACKAGING IN TAPE & REEL IN COMPLIANCE TO EIA-481.
- QTY PER REEL: 3,000PCS
- REEL DIA A=180MM.
- EMBOSSED CARRIER TAPE WIDTH W = 12MM.
- COMPONENT PITCH P1 = 4MM.



PART NUMBER SYNTAX

- PART NUMBER FAMILY (REPRESENTS PRODUCT MODEL W/ CMOS OUTPUT AND PACKAGE SIZE)
- SUPPLY VOLTAGE NOMINATOR (CODE 6= 3.3V, 9= 2.5V)
- FREQUENCY STABILITY CODE (I.E. Q=±2.5PPM, R=±2.0PPM, U=±1.5PPM, V=±1.0PPM)
- NOMINAL FREQUENCY (IN MHZ WITH AT LEAST THREE DIGITS AFTER DECIMAL POINT)
- OPERATING TEMPERATURE RANGE CODE (I.E. E= -20~70°C, V= -30~85°C, W= -40~85°C)
- OUTPUT WAVEFORM INDICATOR (D= LVDS)
- OPTIONAL OUTPUT SYMMETRY INDICATOR (BLANK= 45/55%, R= 47.5/52.5%)
- PART NUMBER EXTENSION (ONLY FOR NON-STANDARD OR CUSTOMIZED PARTS)

STCP3 6 Q 25.000 W D R-EXT



IF THERE IS A LARGE NUMBER OF CODES IN USE THE TABLE ABOVE MAY ONLY SHOW A FEW EXAMPLES.

FOR MORE INFORMATION PLEASE CONTACT US.

HONG KONG:
NAKAGAWA ELECTRONICS LIMITED
+852 2389 9201 sales@nkg.com.hk
+852 2341 0001 www.nkg.com.hk

China Shenzhen office:
深圳中川晶体电子有限公司
+86(0)755 2598 2648 sales_sz@nkg.cn
+86(0)755 2598 2390 www.nkg.com.hk

China Suzhou office:
苏州纳美电子有限公司
+86(0)512 8818 7890 sales_nm@nkg.cn
+86(0)512 8818 7889 www.nkg.com.hk