

### CERAMIC RESONATOR UNIT IN CERAMIC SMD PACKAGE, SIZE 6.0 X 3.0MM.


## ZTACP

#### PRODUCT FEATURES

- CERAMIC SMD CASE IN SIZE 6.0 X 3.0 X 1.8MM WITH 2 SOLDER PADS.
- INDUSTRIAL OPERATING TEMPERATURE RANGE  $-40$  TO  $+85^{\circ}\text{C}$  AVAILABLE.

#### APPLICATIONS

- MICROPROCESSOR
- REMOTE CONTROL DEVICES
- PORTABLE DEVICES



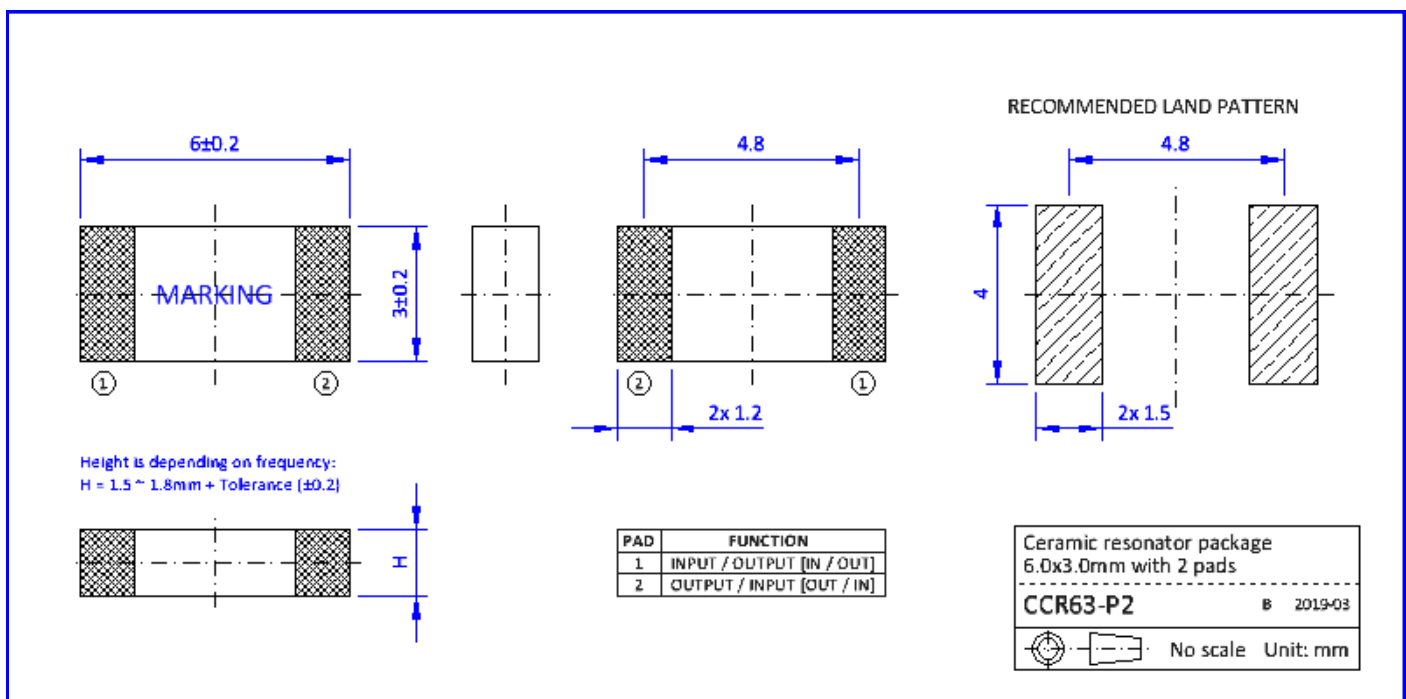
#### PRODUCT SPECIFICATIONS

PARAMETER	SYMBOL	SPECIFICATIONS	REMARKS
FREQUENCY RANGE	$F_N$	<b>1.84 ~ 12.00MHZ</b>	NOTE 1
OSCILLATION MODE	—	THICKNESS SHEAR FUNDAMENTAL	—
FREQUENCY TOLERANCE	$\Delta f/F_N$	$\pm 0.5\%$ OR $\pm 0.3\%$	STANDARD / OPTION
STABILITY OVER OPERATING TEMP.	$T_C$	$\pm 0.3\%$	DEPENDENT ON OPERATING TEMP. RANGE
OPERATING TEMPERATURE RANGE	$T_{OP}$	$-25^{\circ}\text{C} \sim +85^{\circ}\text{C}$ OR $-40^{\circ}\text{C} \sim +85^{\circ}\text{C}$	—
AGING RATE OVER 10 YEARS	$\Delta f/y_{10}$	$\pm 0.3\%$	@ $+25^{\circ}\text{C}$
RESONANCE RESISTANCE	$R_O$	100 $\Omega$ MAX 50 $\Omega$ MAX 30 $\Omega$ MAX	1.84 ~ 2.99MHZ 3.00 ~ 3.49MHZ 3.50 ~ 12.00MHZ
LOAD CAPACITORS (EXTERNAL)	C1 & C2	30pF (10; 15; 22; 33; 39; 47pF)	NOTE 2
RATED VOLTAGE	$U_R$	6.0V <sub>DC</sub> OR 15.0V <sub>PP</sub>	MAXIMUM DC OR AC OPERATING VOLTAGE
WITHSTANDING VOLTAGE	$U_W$	50.0V <sub>DC</sub>	FOR 1 MINUTE MAXIMAL

NOTE 1: TYPICAL FREQUENCIES: 2.0MHZ, 2.45MHZ, 2.46MHZ, 3.58MHZ, 3.68MHZ, 4.0MHZ, 4.19MHZ, 4.91MHZ, 5.0MHZ, 6.0MHZ, 8.0MHZ, 10.0MHZ, 12.0MHZ.

NOTE 2: THE LOAD CAPACITORS C1 AND C2 ARE TO BE ADDED ONTO PCB, SHOWN IS THE RECOMMENDED CAPACITOR VALUE, THE VALUES IN BRACKETS SHOW AVAILABLE OPTIONS FOR WHICH THE RESONATOR CAN BE TUNED FOR (SETUP IN MANUFACTURING READY). OTHER VALUES PLEASE REQUEST.

#### MECHANICAL DIMENSIONS



### CERAMIC RESONATOR UNIT IN CERAMIC SMD PACKAGE, SIZE 6.0 X 3.0MM.

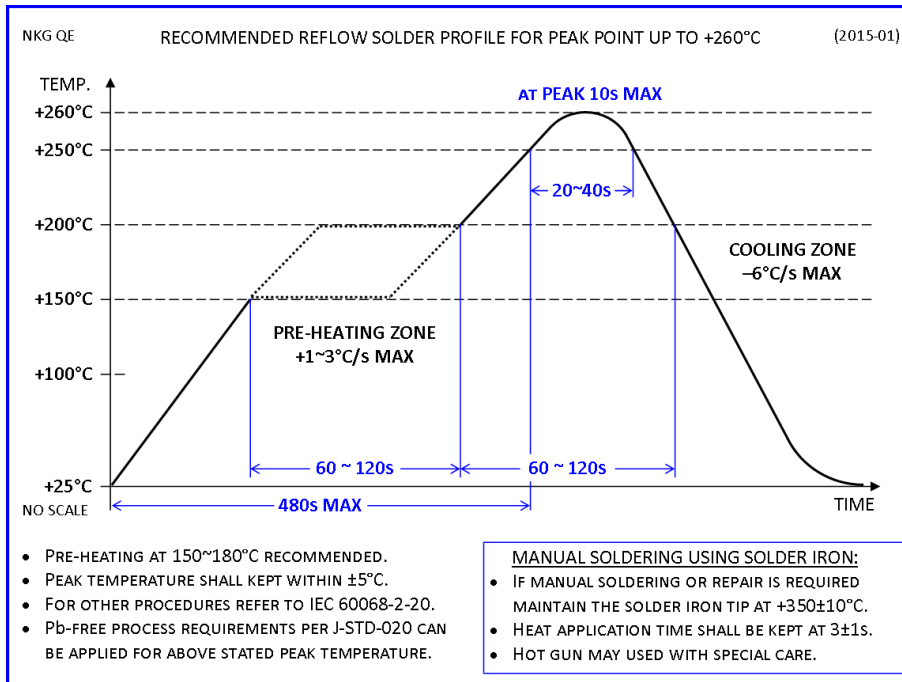
# ZTACP

#### ENVIRONMENTAL COMPLIANCE INFORMATION

- ROHS 5/6 COMPLIANT (DIRECTIVE 2011/65/EC).
- COMPLIANT TO ROHS 2 (DIRECTIVE 2015/863) (ALSO CALLED ROHS 10).
- HALOGEN-FREE PER DEFINITION OF IEC 61249-2-21 2033.
- COMPLIANCE TO THE LISTED SVHCs BY REACH IS NOT GIVEN ANYMORE SINCE LEAD AND LEAD COMPOUNDS HAD BEEN ADDED TO THE LIST OF SVHCs.
- PRODUCT DOES NOT CONTAIN ANY PHTHALATES (PHs).
- PRODUCT DOES NOT CONTAIN PVC (POLYVINYL CHLORIDE).
- PRODUCT DOES NOT CONTAIN PFOS/PFOA NOR BEING SAME USED TO MANUFACTURE THE COMPONENTS OF THIS PRODUCT.
- MOISTURE SENSITIVITY LEVEL (MSL) 1 PER J-STD-020C.

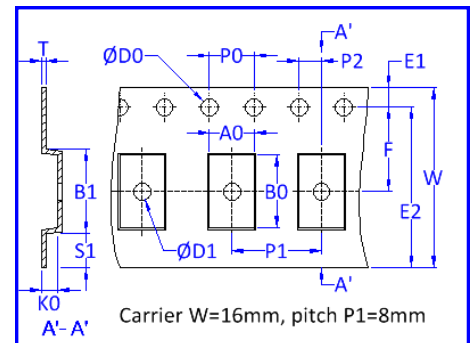


#### SOLDERING RECOMMENDATIONS



#### PACKAGING INFORMATION

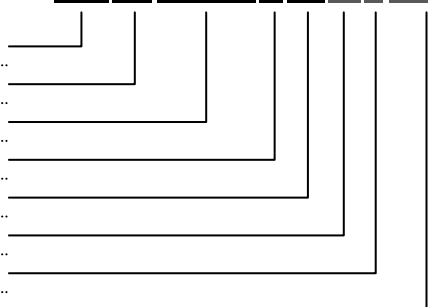
- PACKAGING IN TAPE & REEL IN COMPLIANCE TO EIA-481.
- REEL DIA A = 330MM  
QTY PER REEL: 4,000PCS
- REEL DIA A = 180MM  
QTY PER REEL: 1,000PCS
- EMBOSSED CARRIER TAPE  
WIDTH W = 16MM.
- CAVITY PITCH P1 = 8MM.



#### PART NUMBER SYNTAX

- ..... PART NUMBER FAMILY (GROUP INDICATOR FOR CERAMIC RESONATOR WITH INBUILT LOAD CAPACITORS)
- ..... PART NUMBER FAMILY (MODEL INDICATOR REPRESENTING PACKAGE TYPE AND SIZE)
- ..... NOMINAL FREQUENCY (IN MHZ WITH AT LEAST TWO DIGITS AFTER DECIMAL POINT FOLLOWED BY "M")
- ..... VIBRATION MODE CODE (G = THICKNESS SHEAR FUND, T = EXTENSION FUND, X = EXTENSION OVERT.)
- ..... LOAD CAPACITOR VALUE (NUMERICAL VALUE OF INBUILT LOAD CAPACITORS C1 AND C2 IN pF)
- ..... OPERATING TEMPERATURE RANGE CODE (NO CODE= -25~85°C, M= -40~85°C, Z = -40~125°C)
- ..... FREQUENCY TOLERANCE CODE (OPTIONALLY USE FOR NONE-STANDARD TOLERANCE)
- ..... PART NUMBER EXTENSION (ONLY FOR NONE-STANDARD OR CUSTOMIZED PARTS)

### ZTACP 3.00M G 30 M T -EXT



FOR MORE INFORMATION PLEASE CONTACT US.

#### HONG KONG:

NAKAGAWA ELECTRONICS LIMITED

+852 2389 9201 sales@nkg.com.hk  
+852 2341 0001 www.nkg.com.hk

#### China Shenzhen office:

深圳中川晶体电子有限公司

+86(0)755 2598 2648 sales\_sz@nkg.cn  
+86(0)755 2598 2390 www.nkg.com.hk

#### China Suzhou office:

苏州纳美电子有限公司

+86(0)512 8818 7890 sales\_nm@nkg.cn  
+86(0)512 8818 7889 www.nkg.com.hk